

Service-Information



Group 31 Front Fork	August 1983	Bulletin No.: 31 009 83 (2082)
------------------------	----------------	-----------------------------------

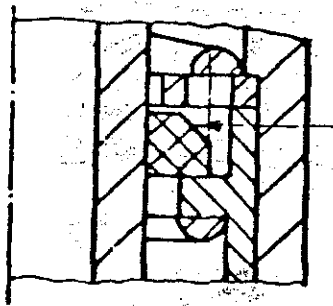
- For U.S.A. and Canada Only -

RE: FRONT FORK NOISE

Dear Dealer:

The telescopic front fork dampers on all models except R65' and R65LS now come equipped with a new spring-loaded valve housing, which eliminates axial play that may cause front fork noises.

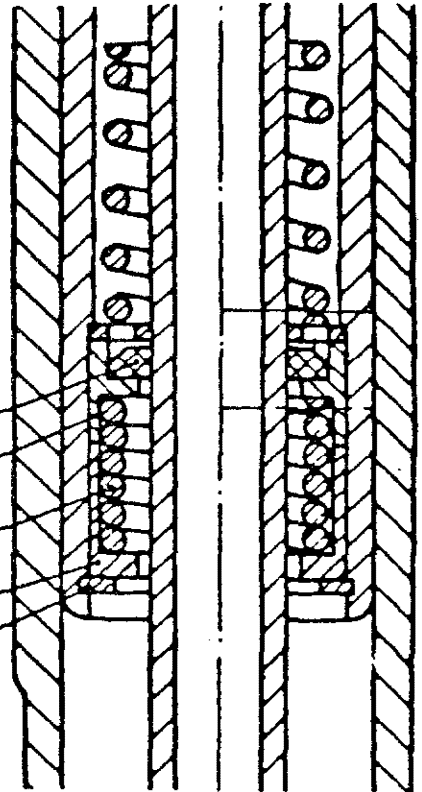
It is no longer necessary to use shims for spacing as advised in Service Information 31 007 82 (2046). The valve washer is now provided with a chamfer that serves to cut down the noise level even further.



Note that this chamfer is always installed towards the perforated disk. Whenever repairs are performed, make sure both fork dampers are equipped with this new spring-loaded valve housing.

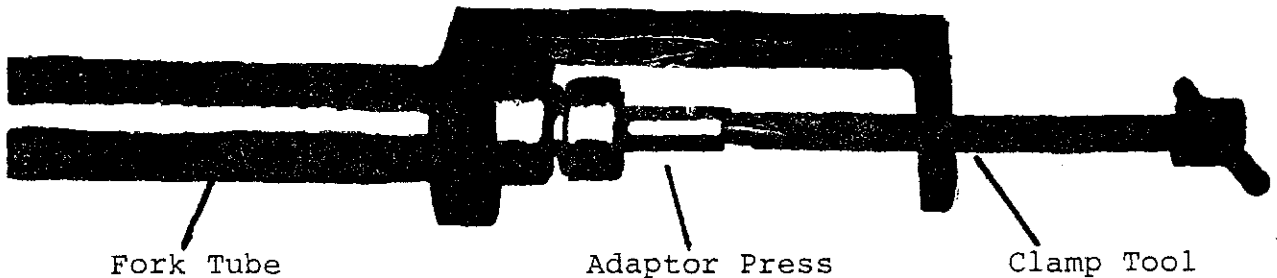
22000
x 2000
22600

- Valve Disk Washer Part No. 31 42 1 242 645
- Valve Housing Part No. 31 42 2 301 885
- Spring Part No. 31 42 1 241 665
- Ring Part No. 31 42 2 301 886
- Retaining Ring Part No. 07 11 9 934 645



To install the two-part damper housing, use special tools No. 88 88 6 314 690 (clamp) and 88 88 6 314 693 (adaptor press). Fix the clamp and adaptor press as shown in the drawing below.

Using these tools, you will be able to compress the valve housing spring so it will be easy to install the retaining ring.



Sincerely,

BMW OF NORTH AMERICA, INC.

Richard Dampf
National Technical Manager

RD/cs